



# DELHI PUBLIC SCHOOL, PAKUR (JH)

















## Dear Students,

Vacations are the most attractive and desirable part of school life! It is time again for a fun filled and relaxing summer break. However, during the scorching summer month, when you are locked up inside your homes, time must be spent meaningfully and interestingly. Keeping this in view, we have assigned Holiday Homework for you so that you remain connected with your studies. Also have lots of fun by pursuing your hobbies and enjoying yourselves with the family.







## SUGGESTED DO'S IN SUMMER BREAK:

### ✓ Do's:

-  • Have Fun with your family at home.
-  • Try to engage yourself with some indoor games.
-  • Try to develop a kitchen garden on your own with the help of your parents.
-  • Try to indulge in your hobby like music, dance, painting, collection of leaves, making kites, etc.
-  • Eat healthy and nutritious food and drink lots of water and hydrating liquids.
-  • Eat Vegetables and one Fruit minimum every day.
-  • Wash your hands with soap, before and after taking food.
-  • Give some time to your grandparents. Find out about your family tree, roots and culture from them.
-  • Get up early and go for jogging everyday with your Papa and Mummy or Grand Parents.
-  • Help your parents in doing their house hold work.
-  • Read Newspaper if possible in English every day.
-  • Learn how to make minimum 3 dishes at your home from your mummy (Not for Nur To class II).
-  • Make a rough N.B. Learn and write 5 typical words of English their meaning and their usages.
-  • To improve your handwriting kindly write one page of English and Hindi cursive Handwriting.
-  • Complete your holiday Home work in a very neat and clean Handwriting.
-  • Trim your Hair and Nails at regular Interval.



### ✗ Don'ts:

-  • Consume oily and junk food.
-  • Spend too much time with computer and mobile games.
-  • Lend your note books/books to others.
-  • Waste your time roaming here and there in scorching heat.



### Note:-

- This Holiday Home Work will be taken into consideration as a subjective enrichment activity. Hence, everyone is mandatory to submit the assignments after the reopening of the school.
- The summer vacation commences from **15th May 2026 to 14th June 2026**. The School will re-open on **15th June 2026** with summer timings i.e. **7:00 a.m. to 1:00 pm** till further notifications.



**HAPPY HOLIDAYS**

**J.K.Sharma**  
Principal  
Delhi Public School,  
Pakur-816107  
(Jharkhand)

## HOLIDAY HOMEWORK

CLASS-FOUR

SESSION - 2026-27

SUBJECT	No	Activity/Project
ENGLISH (Any Three)	1	Make a colourful poster showing ways to save water.
	2	Write a paragraph in a chart paper in about 15 sentences on: Why water is important & how we use water daily & Ways to save water
	3	Prepare a chart showing good sanitation habits
	4	Learn and write a short poem on water or cleanliness
HINDI (Any Three)	1	स्वच्छता अभियान के दौरान आप लोगों को स्वच्छता के प्रति जागरूक कैसे करेंगे   ( 100 शब्दों में लिखिए  )
	2	निम्न विषयों पर आकर्षक व रंगीन पोस्टर बनाइए   “जल बचाओ” “स्वच्छ जल, स्वस्थ जीवन” “स्वच्छता अपनाओ, बीमारी भगाओ”
	3	स्वच्छ जल और स्वच्छता का महत्व पर एक निबंध लिखिए   (150 - 200 शब्द )
	4	दो बच्चों के बीच जल संरक्षण पर संवाद तैयार कीजिए
MATHS (Any Three)	1	Draw international place value chart use chart paper
	2	Draw Indian place value chart use chart paper
	3	Write Roman numbers with matchsticks from one to 10. You chat paper
	4	1. Earth has 1,386,000,000 cubic km water* a) *Indian System:* b) *In words .

		<p>*2. Only 35,000,000 cubic km water is fresh*</p> <p>a) *Indian System:*</p> <p>b) *In words:*</p> <p>*3. A city uses 98,750 litres water daily*</p> <p>a) *Expand:*</p> <p>Do it in your notebook.</p>
<p><b>E.V.S</b> <b>(Any Three)</b></p>	1	<p>Topic:- My Family Tree</p> <p>Prepare a colourful family tree with names and photos/drawings of family members.</p> <p>Write 2 lines about:-</p> <p>The oldest member of your family</p> <p>One family value you learn at home.</p>
	2	Stick pictures of any 2 flowers and label the parts of the flower
	3	Stick pictures of any 2 insects and label the body parts
	4	
<p><b>SOCIAL SCIENCE</b> <b>(Any Three)</b></p>	1	
	2	
	3	
	4	
<p><b>SANSKRIT</b> <b>(Any Three)</b></p>	1	
	2	
	3	
	4	
<p><b>COMPUTER</b> <b>(Any Three)</b></p>	1	
	2	
	3	

	4	
--	---	--

